

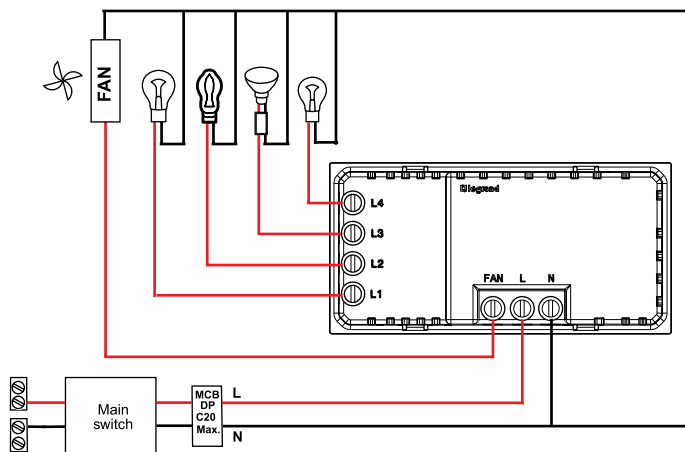
Myrius™ remote control switch



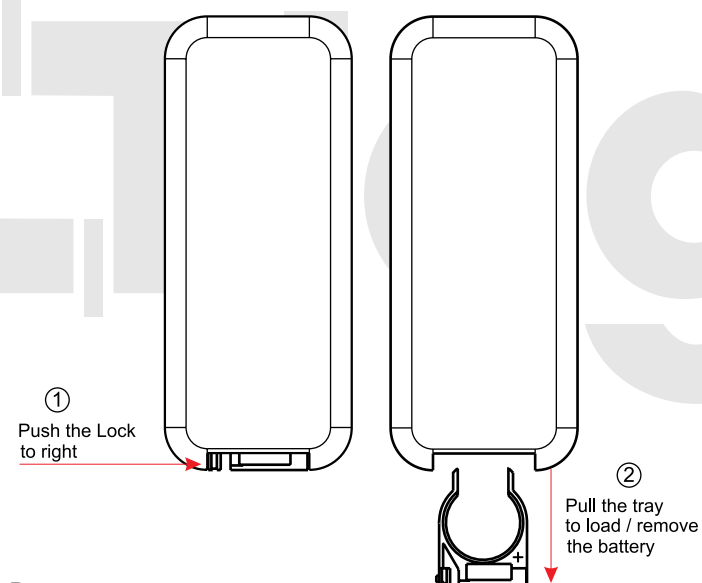
Technical data

Cat.Nos 6730 73 - 6731 73

Wiring Diagram



Replacement of old battery

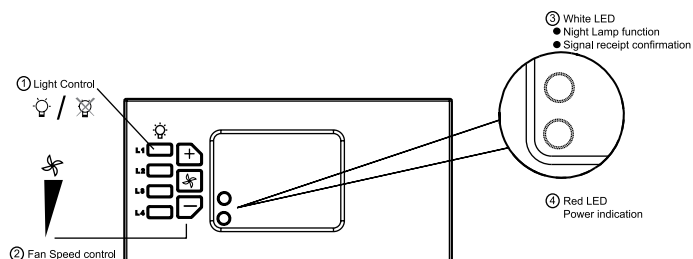


Battery type

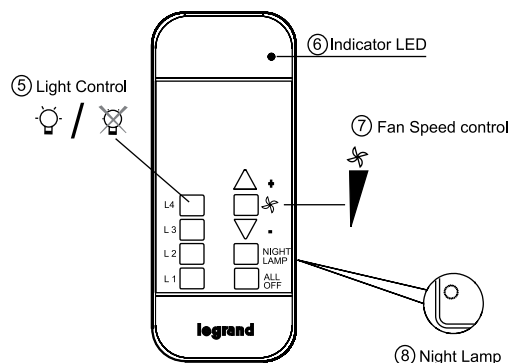
Button Cell - CR 2032 3 V

Description

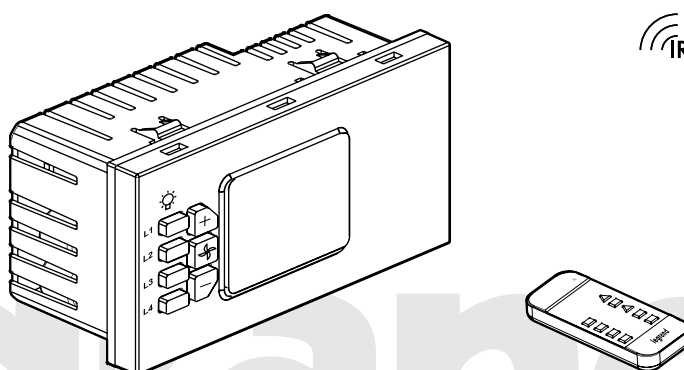
Infrared receiver and controller unit.



Infrared remote transmitter.



Utilization



	①	②	③	④	⑤
40 ° 0 ° 240 V AC 50Hz					
Max.	1 x 2.5 mm ²	400 VA	200 VA	200 VA	150 VA
					120 W

1. Incandescent bulbs.
2. Halogen lamp 230 V
3. Low voltage halogen lamps.
4. Fluorescent tube light.
5. 120 Watts Ceiling Fan (OFF + 10 Variable speed steps)

Safety Instructions



This product should be installed in line with installation rules, preferably by a qualified electrician. Incorrect installation and use can lead to risk of electric shock or fire.

Before carrying out the installation, read the instructions and take account of the product's specific mounting location.

Do not open up, dismantle, alter or modify the device except where specifically required to do so by the instructions. All Legrand products must be opened and repaired exclusively by personnel trained and approved by Legrand.

Any unauthorised opening or repair completely cancels all liabilities and the rights to replacement and guarantees.

Use only Legrand brand accessories.